

















THOMAS MITCHELL CAMPGROUND LEGEND

- | | |
|--|---|
|  ADA ACCESSIBLE |  PARKING |
|  ELECTRIC HOOKUP
20/30/50 AMP |  RESTROOM |
|  WATER HYDRANT |  SHOWERS |
|  CAMPGROUND HOST |  |
|  DUMP STATION |  TRAILHEAD |
|  TENTS
NON-ELECTRIC SITES 1-9 |  TRAIL |
|  TENTS OR SMALL UNITS
NON-ELECTRIC SITES 10-12 |  |

  Highlighted sites must be reserved at:
WWW.MYCOUNTYPARKS.COM